


## Filling device 757 1" - 2"

- Male thread 1" - 2"
- Extractable integrated strainer
- Double cap seal
- Magnet insert



### Application

Filling device including a strainer and magnet.

### Construction

Filter ball valve in nickel-plated brass with an integrated strainer insert, mesh 0.6 mm. Cap with magnet insert for collection of magnetite. Connection thread male 1" - 2".

Shutoff ball valves for draining and filling of media, with caps, built-in strainer.

### Marking

DN, PN, flow direction arrow and magnetic field warning label.

### Maintenance

Close the filter ball valve and clean the strainer when necessary.

The ball valves must be maneuvered, two to three times a year.

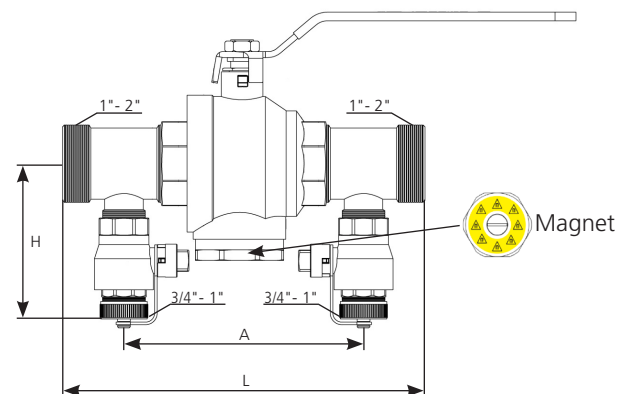
See further information on impel's website.

### Technical data

Valve body	Nickle-plated brass CW617N
T-pipe	Brass CW617N
Strainer insert	Stainless steel SS304 / POM
Ball seat	PTFE
Stem gasket	PTFE
Cap seal (o-ring)	EPDM
Cap seal (gasket)	EPDM
Magnet rod	NdFeB (Neodymium)

Maximum operating pressure:	16 bar
Minimum operating temperature:	-20°C
Maximum operating temperature:	+100°C
K <sub>v</sub> -value:	see chart
Maximum kW*:	1" 12kW, 1¼" 30kW 1½" 50kW, 2" 80kW

Media:	water - glycol mixture max 60%
Media:	water - ethanol mixture max 30%



Item number	Description	Connection thread	Length L	Centrum height H	A	K <sub>v</sub> ** (m <sup>3</sup> /h)	Insulation included	Weight (kg per pice)
0757000025	Filling device 757-25, 1"M, steel lever, magnet	2 x 1"M, 2 x ¾"M	200	107	133	12.6	No	1.8
0757000032	Filling device 757-32, 1¼"M, steel lever, magnet	2 x 1¼"M, 2 x ¾"M	251	96	171	24.7	No	2.5
0757000040	Filling device 757-40, 1½"M, steel lever, magnet	2 x 1½"M, 2 x 1"M	255	112	165	36.8	No	3.8
0757000050	Filling device 757-40, 2"M, steel lever, magnet	2 x 2"M, 2 x 1"M	280	120	185	62.7	No	5.8

All dimensions in millimeters

\* Theoretical value at 0.1 bar pressure drop across the filter ball valve, a 5°C temperature differential and 30% glycol.

\*\* The K<sub>v</sub> value applies to the filter ball valve

Subject to technical changes and corrections without notice

## Filling device

### Heating systems need to be filled, drained and protected!

The filling device - is an all-in-one, fill & drain valve assembly offering reliable operation in all types of flow systems. The valve assembly features the necessary components for use of brine in heat pumps and other heating systems. Additionally, the valve assembly is reversible.

The stylish, compact design includes our handy filter ball valve.

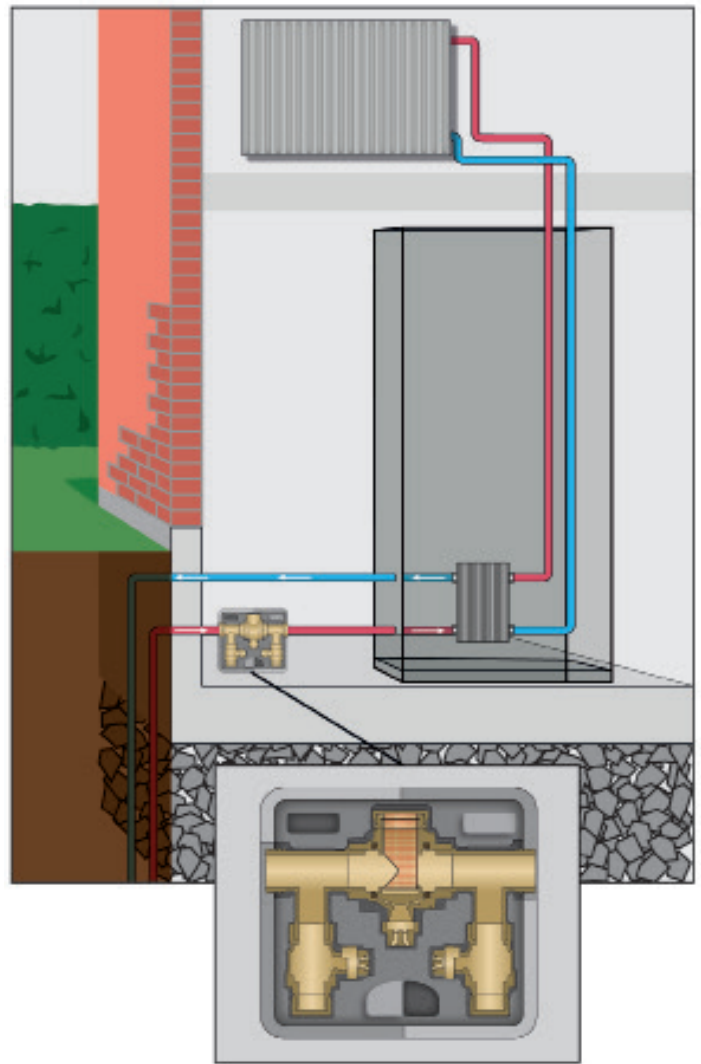
On the filter ball valve housing, an arrow indicates the flow direction to catch contaminants before they reach sensitive system parts. Lift out the strainer insert and flush it clean.

When using brine, there is always a risk of ice formation. As a result, insulation of the product is important.

The filling device can be used in many other systems that require filling, draining and filtration.

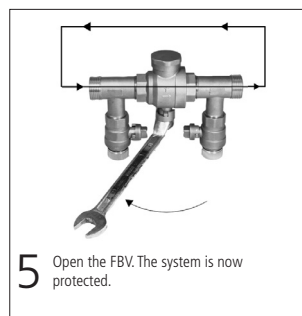
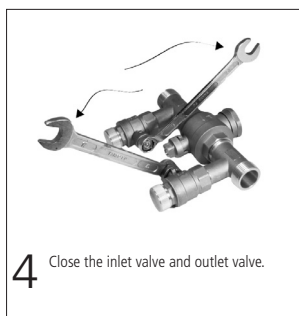
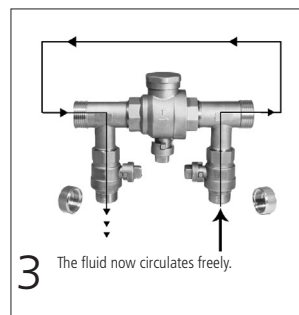

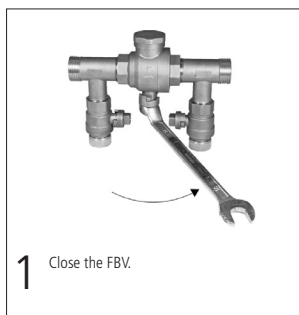
The filling device should be cleaned when the system is first started up, and after that at regular intervals.

Apart from this, the valve assembly does not require any maintenance but should be inspected regularly.



1" - 1¼"

### Filling / draining the system (1" - 2")



*Subject to technical changes and corrections without notice*